



PES100, PIP100 & PIS200 Ethernet Injector & Surge Suppressor

Inscape Data offers a broad range of Power over Ethernet Surge Suppressor and Injector products that are purposely built to protect Ethernet enabled electronics and equipment from lightning and harmful transient voltage. The products are designed with low impedance and insertion loss to minimize data packet loss and information integrity while traveling across the lines. Polymer data line protection allow data transmission up to 100 Mbps. The Power over Ethernet Surge Suppressor and Injector are offered in three product models: PES100 1-Port Ethernet Surge Suppressor, PIP100 1-Port PoE DC Injector, and PIS200 2-Port PoE DC Injector with Surge Suppressor.

KEY FEATURES



- All 8 PoE Pins Protected
- Data Clamp Voltage 7.5VDC
- Power Clamp Voltage 60 VDC



- Fast Response Time < 5 nS
- Max Shunt Capacitance < 25 pF



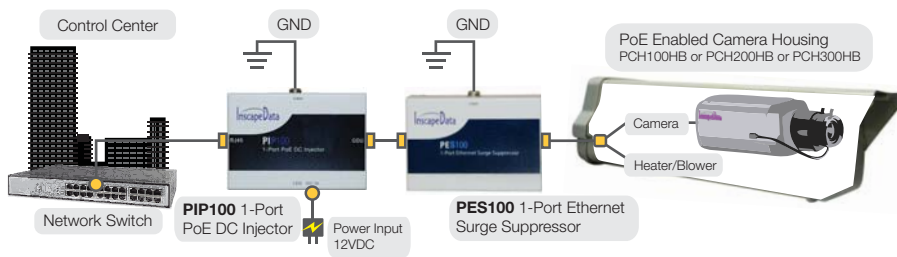
- > 132A Peak Pulse Current
- Support Data Rates up to 100Mbps

KEY BENEFITS

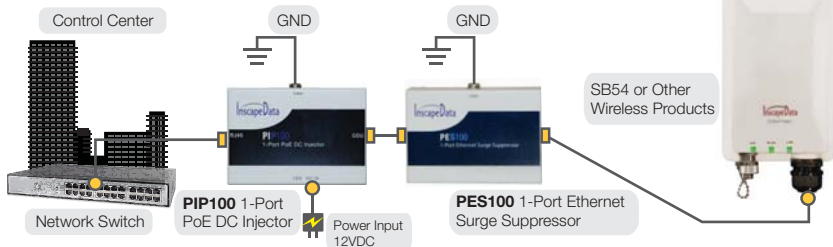
- Protect equipments and investment
- Increase the life time of equipments
- Lower the probability of service call or operation failure

SYSTEM CONFIGURATIONS

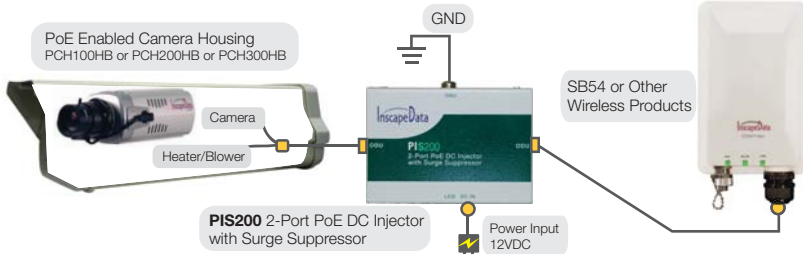
PIP100 & PES100 System Configuration for Outdoor Video Camera Applications



PIP100 & PES100 System Configuration for Wireless Applications



PIS200 System Configuration Simultaneous Surge Suppression and Power Injection to Two Devices



APPLICATIONS

IP Video Surveillance



Power and protect your outdoor IP video deployment with Inscape Data Ethernet power surge suppressors and injectors. Protecting your IP video RJ45 interface maximizes the lifetime of your outdoor IP video systems and minimize maintenance and truck roll outs caused surge related failure of outdoor IP video equipment.

Wireless Data Communication



Power and protect your Ethernet based radio communication equipment with Inscape Data power over Ethernet and surge protection equipment. Power over Ethernet is a cost effective means to power your PoE enabled radios. Ethernet surge protection will maximize the reliability of your outdoor communication system and minimize premature failures.

Campus Network



Power and protect your Ethernet based campus wide area networks. As devices migrate towards a IP network centric architecture, ensuring the wireless or hard wired network backbone is up and functioning becomes mission critical. The dependence of IP video, network resource sharing, voice conferencing, remote learning, and many more devices on the campus network are increasing and maintaining a reliable network backbone is crucial for the successful operation of an establishment.

Security



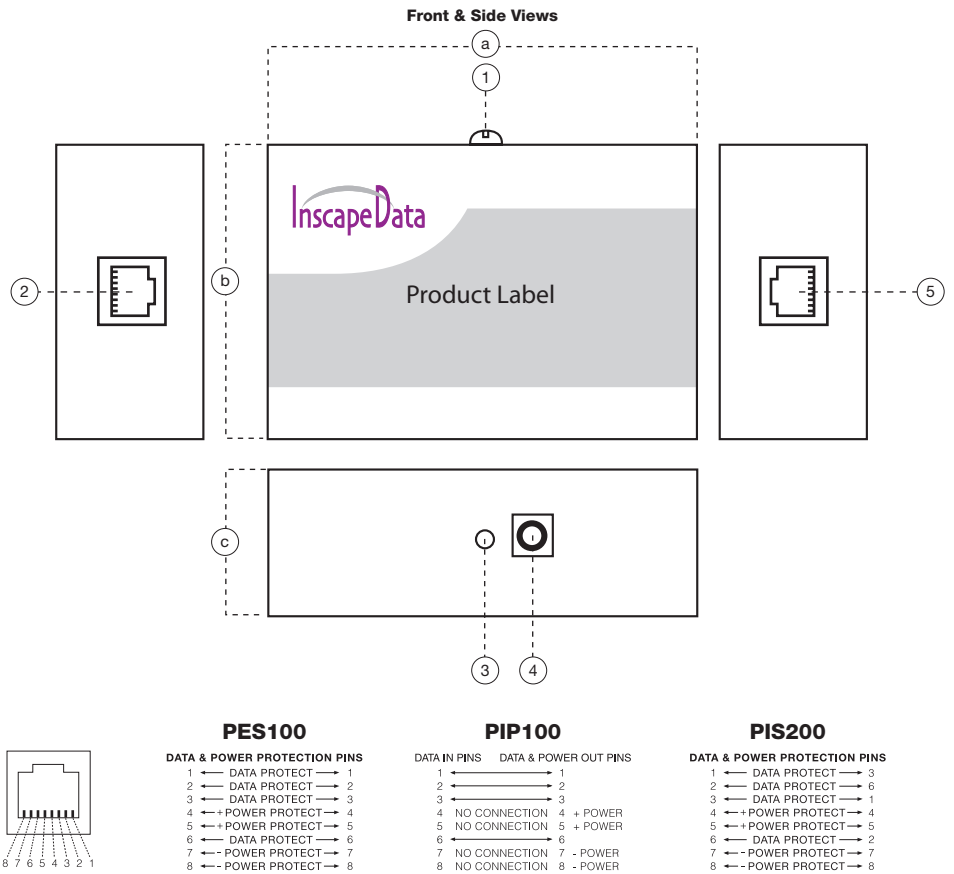
Network centric security devices have proven their return on investment and usefulness by providing smart access to gates, real time assessment to situations, actionable event triggers for remote security access, and many more. Ensuring the maximum reliability and uptime of security device is critical to minimize security related risks and maximize safety.

TECHNICAL SPECIFICATIONS

Model Name	PES100 1-Port Ethernet Surge Suppressor	PIP100 1-Port PoE DC Injector	PIS200 2-Port PoE DC Injector with Surge Suppressor
No. of Power Injector Ports	0	1	2
Total No. of Ports	2	2	2
Surge Protection	Yes	No	Yes
Data Line Tx/RX Crossover	No	No	Yes
Operating Voltage	0 ~ 60VDC	0 ~ 48VDC	0 ~ 48VDC
Data Clamp Voltage	7.5VDC	---	7.5VDC
Power Clamp Voltage	60VDC	---	60VDC
Data Transfer Rate	100 mbps	100 mbps	100 mbps
Protection Mode	Line-Line and Line-GND	---	Line-Line and Line-GND
Response Time	< 5 ns	---	< 5 ns
Max Shunt Capacitance	< 25 pF	---	< 25 pF
PoE Pins Protected	All 8	---	All 8
Peak Pulse Current (10/1000uS)	Pins: 1,2,3,6 = 132A Pins: 4,5,7,8 = 100A	---	Pins: 1,2,3,6 = 132A Pins: 4,5,7,8 = 100A
RJ45 Port	Metal Shield	Metal Shield	Metal Shield
Temperature	-40°C to +85°C	-40°C to +85°C	-40°C to +85°C
Humidity	0 ~90% RH	0 ~90% RH	0 ~90% RH
Ground Wire	16 AWG, 10" Long	16 AWG, 10" Long	16 AWG, 10" Long
Ground Screw	Yes	Yes	Yes
Power Fuse	---	1.5A	1.5A
Warranty	2 Years	2 Years	2 Years

SYSTEM INTERFACES & DIMENSIONS

Model Name	PES100	PIP100	PIS200
Equipment Dimensions			
a x b x c	70 x 48 x 24 mm		
Equipment Interfaces			
1	Ground	Ground	Ground
2	---	RJ45	ODU
3	---	LED	LED
4	---	DC IN	DC IN
5	---	ODU	ODU
Mounting Dimension			
d	15 mm		



PACKAGE CONTENTS

1. Power Device Equipment
2. Installation Guide
3. Ground Wire

InscapeData
The Leader in Wireless and IP Video Systems

To get information on this product please visit www.inscapedata.com/power.htm

United States Headquarters 1611 South Main Street, Milpitas, CA 95035, U.S.A.
PHONE +1.408.935.8500 TOLL FREE +1.888.267.4507 FAX +1.408.935.8900 EMAIL sales@inscapedata.com
Asia Headquarters 9F, No 358, Jhonghe Rd., Jhonghe City, Taipei County 235, Taiwan, R.O.C.
PHONE +886.2.2924.0868 FAX +886.2.2924.4385

© Copyright 2009, Inscape Data Corporation, All Rights Reserved. LinkPower, AirEther, AirGoogle and Inscape Data are trademarks of Inscape Data Corporation

Disclaimer: While every effort is made to ensure the information given is accurate, Inscape Data Corporation does not accept liability for any errors or mistakes which may arise. All specifications are subject to change without notice.